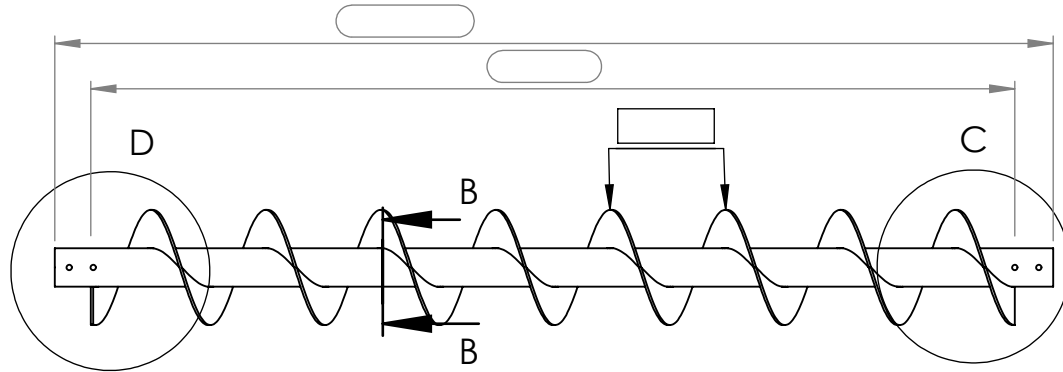
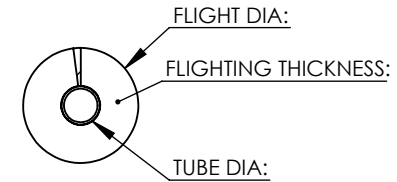


2

1



SECTION B-B



B

B

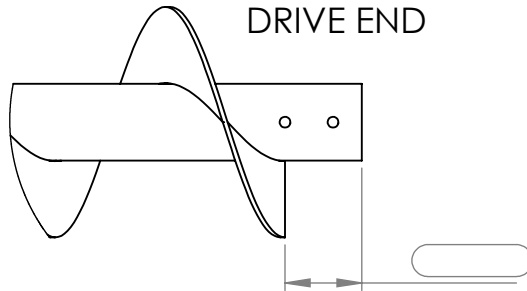
HAND OF CONVEYORS



LEFT HANDED

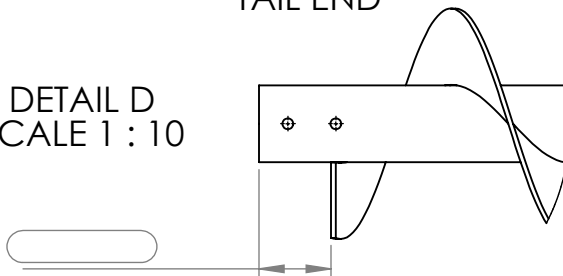
RIGHT HANDED

DETAIL C
SCALE 1 : 10



TAIL END

DETAIL D
SCALE 1 : 10



MATERIAL	<input type="checkbox"/> STAINLESS	<input type="checkbox"/> BLACK IRON
SHAFT DIA		
SHAFT LEGNTH		
# OF BOLTS PER END		
SIZE OF BOLTS		
U-TROUGH TOP MEASUREMENT		
V-TROUGH TOP MEASUREMENT		

UNLESS OTHERWISE SPECIFIED:

DIMENSIONS ARE IN INCHES
 TOLERANCES:
 FRACTIONAL ±
 ANGULAR: MACH ± BEND ±
 TWO PLACE DECIMAL ±
 THREE PLACE DECIMAL ±

INTERPRET GEOMETRIC TOLERANCING PER:

MATERIAL

FINISH

DO NOT SCALE DRAWING

NAME

SUBMITTED BY

CUSTOMER

PLANT

LOCATION

PO #

DATE ORDERED

JOB DISCRIPTION

MF CONSTRUCTION INC

TITLE:

AUGER FABRICATION
SPEC'S

SIZE

A

DWG. NO.

REV

SCALE: 1:20 WEIGHT:

SHEET 1 OF 1

SPECIALTY AUGER INFORMATION

DETAILS:

A

A

2

1